



Aluminum Storm Windows

Minimize Maintenance &
Lower Energy Costs!

Why use storm windows?

- Energy Efficient
- Maintenance Free
- Weather Protection
- Reduce Outside Noise
- Protect Original Windows

Details That Count

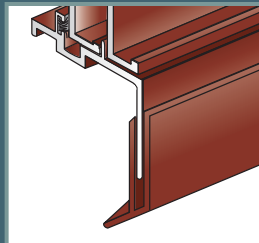
- Custom built to your specifications
- Constructed of heavy-duty, extruded aluminum for long life and structural integrity
- Complement your home with one of 16 beautiful colors
- Low-E and other glass options available
- Lifetime Limited Transferable Warranty



Wrap around marine glazing seals glass firmly into sash & makes glass replacement easy



Anti-bow pins ensure sashes will resist bowing under heavy wind loads (double hung only)



Adjustable 1" bottom expander simplifies installation for out of square openings and is weeped for drainage (except on #140 picture models)



Nylon pivot pins ensure smooth sash operation (double hung only)



Heavy-duty sash interlock seals out the elements (double hung & sliders)

Town & Country

Double Hung Windows

Concord

Double Hung Windows



FEATURES & BENEFITS

- Triple track windows feature an inside operating half screen, while double track windows feature a half screen that's housed under the exterior sash
- Keep out the cold & heat with full perimeter weatherstripping
- Additional structural strength with the mid-window stabilizer bar
- Cleaning is made easy with the removable sashes and half screen
- Teflon® coated springs and electrostatic coating on latch bolts create a smooth latch operation
- Safely adjust the amount of ventilation with ratcheted sash stops every 1" on top and bottom sashes



Mitered frame corners provide superior strength & beauty. For extra elegance we have a contoured master frame.

FEATURES & BENEFITS

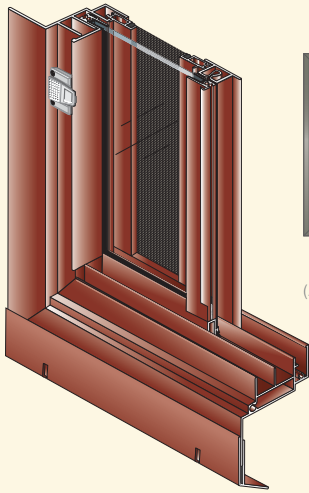
- Triple track windows feature an inside operating half screen, while double track windows feature a half screen that's housed under the exterior sash (also available with optional external full screen)
- Keep out the cold & heat with full perimeter weatherstripping
- Additional structural strength with the mid-window stabilizer bar
- Cleaning is made easy with the removable tilt-in sashes and half screen
- Teflon® coated springs and electrostatic coating on latch bolts create a smooth latch operation
- Safely adjust the amount of ventilation with ratcheted sash stops every 1" on top and bottom sashes




Butt frame corners give this window exceptional strength. The square frame also creates a clean contemporary look.



Our storm windows are designed to be installed over existing windows having sloped sills and are not intended to be used as a primary window. Regardless of application, product warranty does not cover issues such as leaking and condensation.



#423 Valley Forge
Exterior Three-Lite Slider
(Also available in #422 two-lite slider)



#140 Clinton One-Lite
Picture Window

FEATURES & BENEFITS

- Mitered frame corners provide superior strength & beauty
- Available in two or three-lite models (3-lite available in $\frac{1}{4}$ - $\frac{1}{2}$ - $\frac{1}{4}$, $\frac{1}{3}$ - $\frac{1}{3}$ - $\frac{1}{3}$ or custom)
- Hollow sill construction for additional strength and drainage control
- Full length pull rail with spring loaded latches
- Long-life Delrin® rollers with stainless steel housing provide long-lasting smooth operation
- Screens over 40" in height include a stabilizer bar

FEATURES & BENEFITS


- Mitered frame corners provide superior strength
- Available in inside or outside-removable sash
- Full perimeter weatherstripping
- Available in select models 1, 2, 3, or 4 lite units
- Architectural shapes available as special order with additional lead time. See page 4 for more details



Choose your Color

Our oven-baked finishes are backed by a Lifetime Limited Warranty for lasting beauty and low maintenance. These finishes are also available on ProVia Storm Doors, Aluminum Replacement Windows, and Entry Doors.

Featured Colors



Limited Colors




Additional 2 week lead time required when using Limited Colors on Aluminum Storm Windows.



Refer to our color selector for accurate color representation.

Nothing adds drama to a home like specialized architectural shapes!

Customized architectural shapes are available in a wide variety of styles.





Storm Window Advantages

	Town & Country Double Hung 520/527	Concord Double Hung 696/697	Valley Forge 2-Lite Slider 422	Valley Forge 3-Lite Slider 423	Clinton Outside Removable 140/240	Clinton Inside Removable 630
Corner Construction	Mitered & Screwed	Butted & Screwed	Mitered & Screwed	Mitered & Screwed	Mitered & Screwed	Mitered & Staked
Installation Screws	Color Matched	Color Matched	Color Matched	Color Matched	Color Matched	Color Matched
Frame Profile	Contoured with Vinyl Liner	Square	Square	Square	Square	Contoured
Glazing	Wrap-Around Marine	Wrap-Around Marine	Wrap-Around Marine	Wrap-Around Marine	Wrap-Around Marine	Wrap-Around Marine
Fiberglass Screen	Half	Half (Full screen optional)	Half	Two	Full Optional	Full
Weatherstripping	Full Perimeter	Full Perimeter	Full Perimeter	Full Perimeter	Full Perimeter	Full Perimeter
Mid-Window Stabilizing Bar	Horizontal	Horizontal	Vertical	Vertical	N/A	N/A



 **ProVia**[®] Door
THE PROFESSIONAL WAY
www.proviadoor.com

DISTRIBUTED BY: